

## Hauraki School

### Student Progress and Achievement Report December 2024

The following is a summary of achievement in reading, writing and maths for year levels 2-6, at the end of 2024. It includes an analysis of data according to year level and also ethnicity and gender. A summary of individual information is communicated to parents on each child's end of year report.

Hauraki expectations are aligned to the National Curriculum as set out in the Hauraki School Scheme and are used as a basis for this report. Curriculum levels 1, 2, 3, and 4 are used as well as B, P, A which is at the ***beginning*** of a curriculum level, ***at*** a curriculum level and at the ***upper*** end of a curriculum level.

A range of tests and observations were used to determine individual students' overall teacher judgement for reading, writing and maths in relation to the National Curriculum. This includes daily observations as part of group work, book work, and test results.

For those on instructional readers the test used was PM Benchmark, and for more independent readers the Probe Kit was administered. Year 4-6 students also sat an e-asTTle reading test.

For writing years 3-6 sat a Schonell Spelling test and all students completed an e-asTTle writing test that was moderated within and across syndicates.

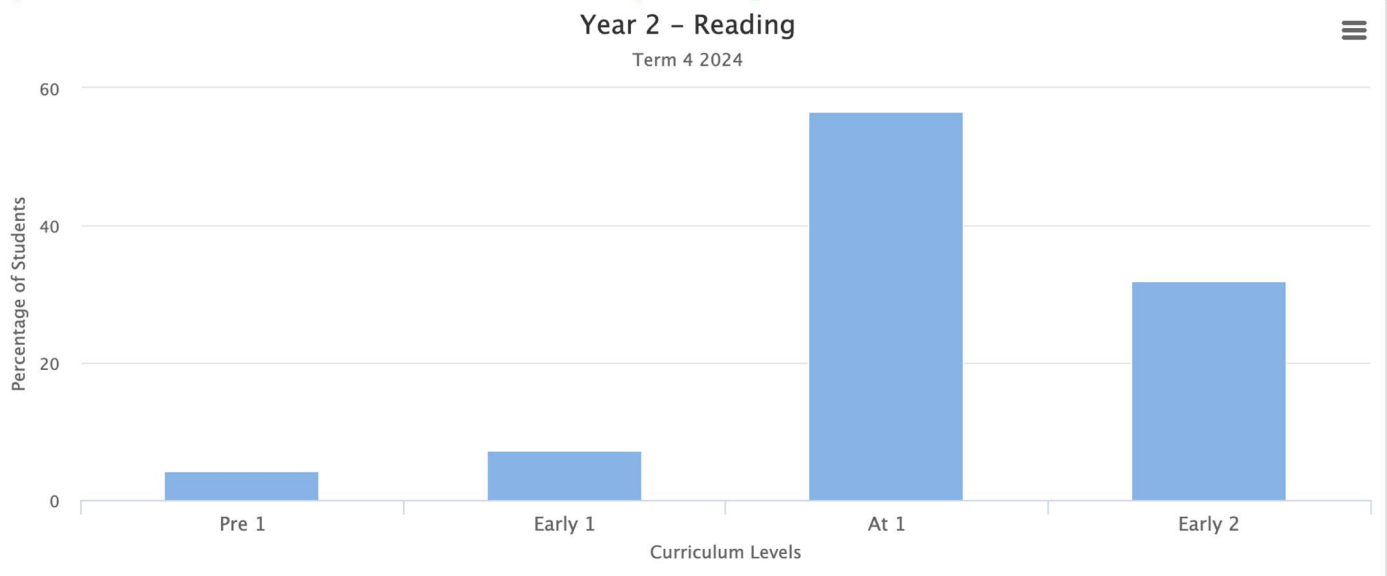
For maths years 4-6 students sat an e-asTTle number test and gloss and ikan/jam tests were administered to all students. Each teacher made an overall judgement of where each student is at in their class based on this data as well as daily observations.

### Reading

#### Year 2

##### ***Performance Expectation***

**By the end of Year 2 students should be reading at Turquoise, Level 17 i.e. 1A or above.**



The table above indicates where students are at within their year level in accordance with end of year expectations.

**88% of** year 2 students are at or above curriculum expectation at the end of this year, the same as last year. There are 8 students below expectation but are being targeted in different ways within the classroom programme, using teacher aide support, and reading recovery.

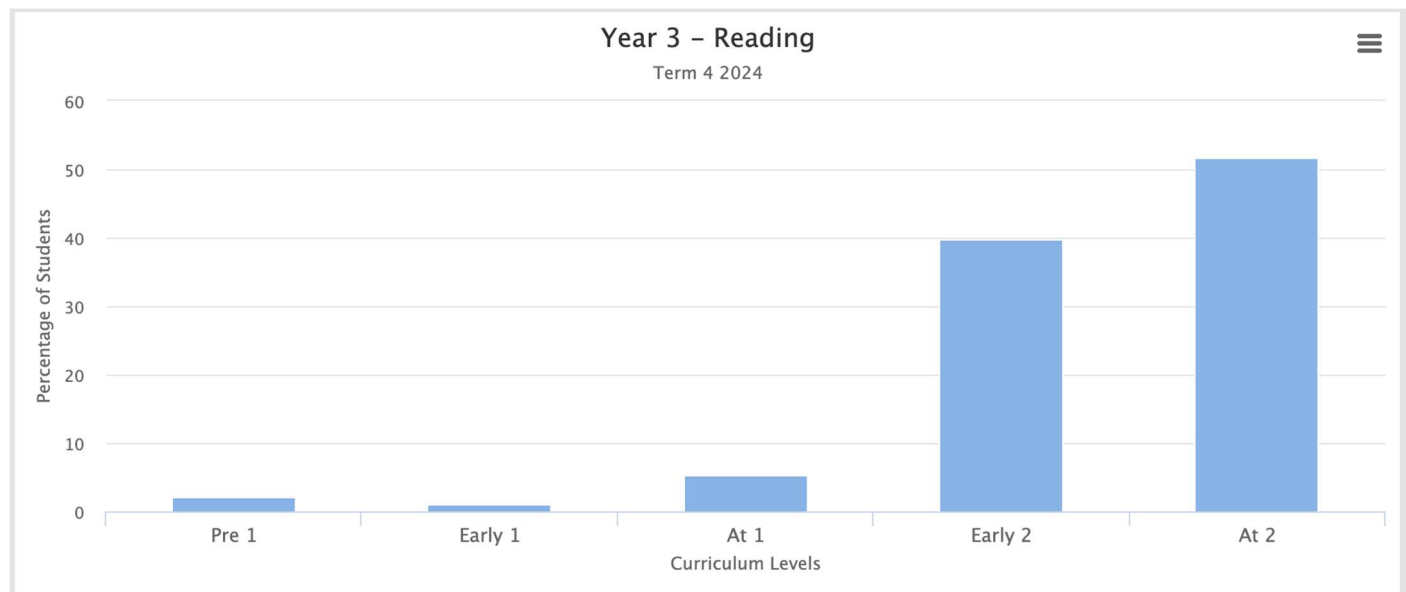
#### **Maori**

Of the four Maori students, three have achieved curriculum expectation and one other is below. There are no Pasifika students in this cohort.

### Year 3

#### *Performance Expectation*

**By the end of Year 3 students should be reading at Gold 1, Level 21 i.e. Early 2 or above.**



The graph shows that **91%** of year 3 students have achieved at or above the end of year expectation in reading compared with 94% last year and 87% the year before..

Of the 7 remaining students who are below, six are new or ESOL and the other student with special learning needs has had on going teacher aide support all year.

#### **Maori**

Of the six Maori students, one is at expectation and the other five are all above the expected curriculum level.

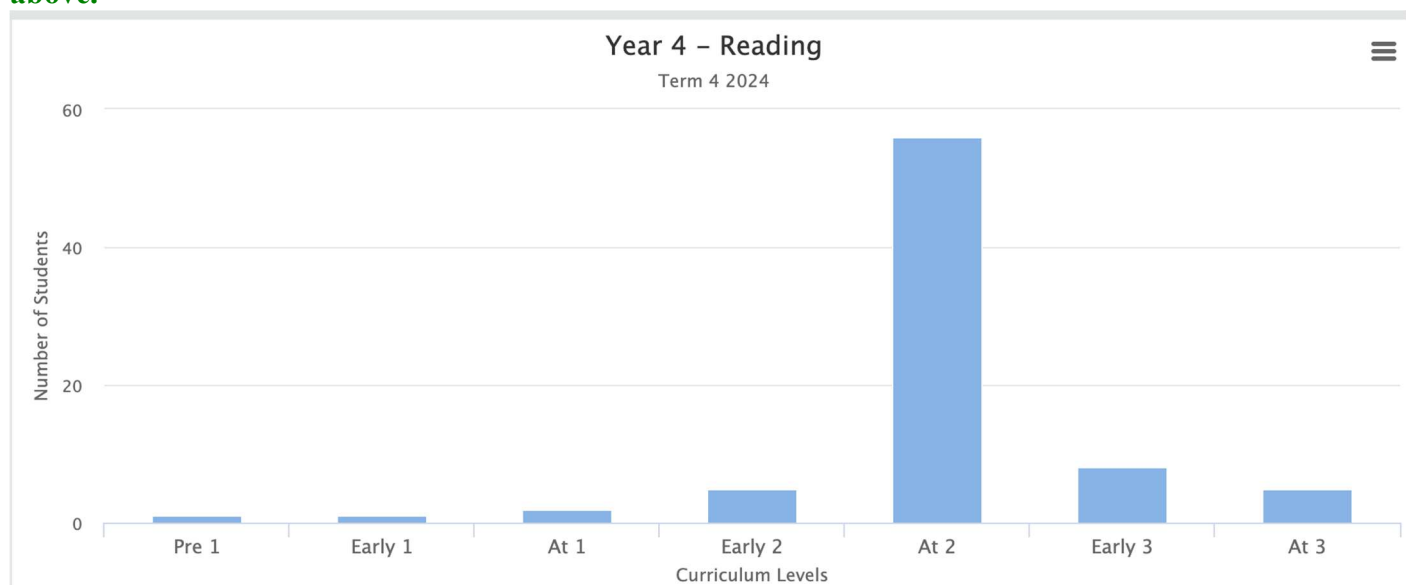
#### **Pasifika**

The two Pasifika children are both above curriculum expectation for reading.

### Year 4

#### *Performance Expectation*

**By the end of Year 4 students should be reading at their chronological age (9 years of age), i.e. At 2 or above.**



**85%** of year 4 students are at or above expectation compared with 84%at the end of 2023.

There are 9 students below, five of whom are just below, and one other well below. A further two students are ESOL and one other is new.

**Maori**

The seven year 4 Maori students have all achieved above curriculum expectation for reading and two of them are well above.

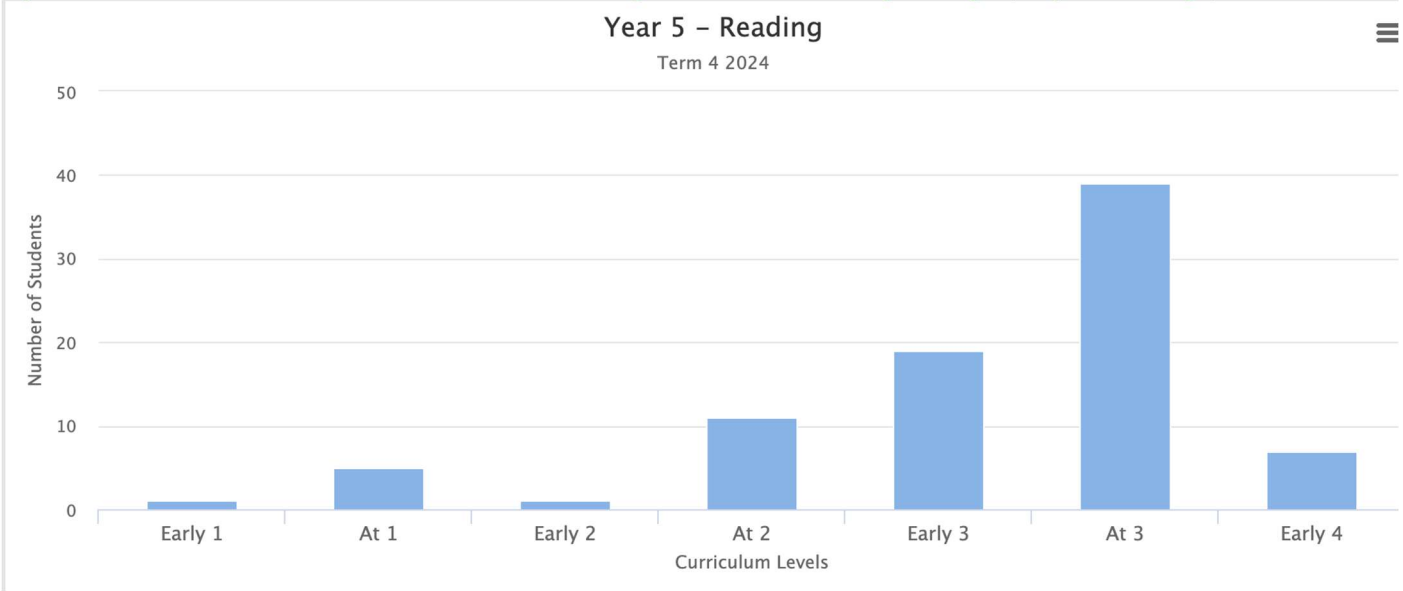
**Pasifika**

The one Pasifika student is well above expectation.

**Year 5**

*Performance Expectation*

By the end of Year 5 students should be reading at their chronological age (10 years of age) i.e 3B or above.



78% have achieved at or above the end of year 5 expectation for reading compared with 85% last year and 78% the year before. It is noteworthy that approximately 55% are above expectation. Of the 18 students below curriculum expectation for the end of year 5, eleven are just below. A further six students are ESOL, and one other has special learning needs.

**Maori**

Of the five Maori students, one is at curriculum expectation, and the other four are well above.

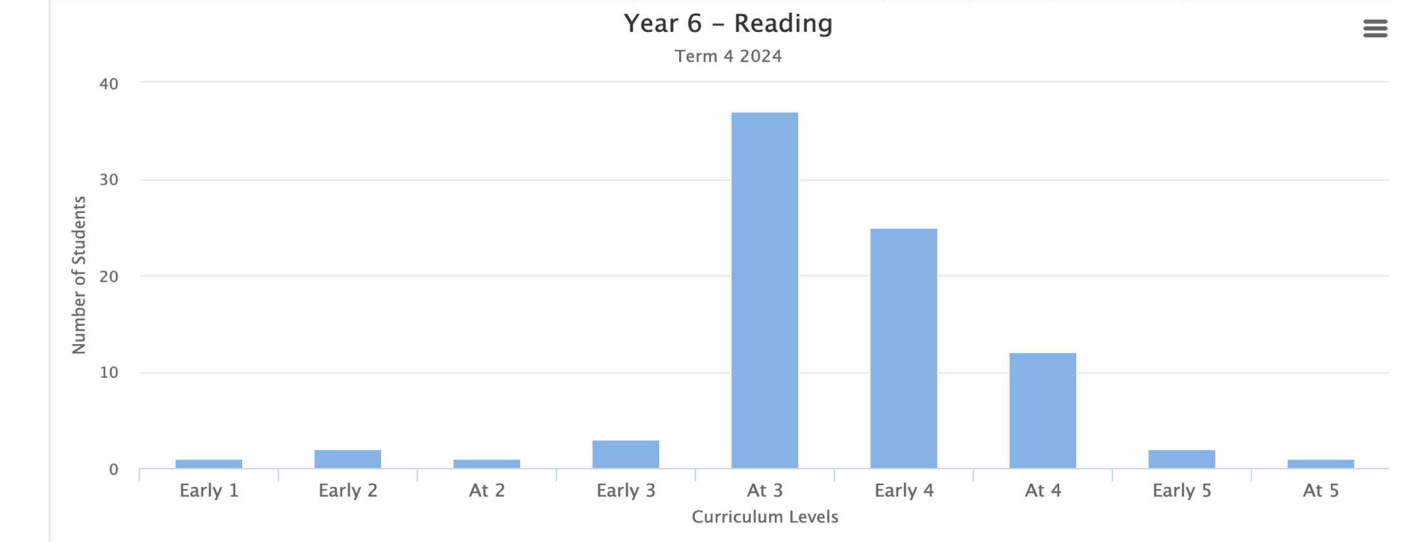
**Pasifika**

The two Pasifika students are both achieving above expectation.

**Year 6**

*Performance Expectation*

By the end of Year 6 students should be reading at their chronological age (11 years of age) i.e. 3P or above.



95% of year 6 students have achieved the end of year expectation of At 3 or better. It is noteworthy that 40 of our year 6's are achieving well above expectation and also some particularly able readers are functioning at a level equivalent to year 9, i.e. high school students.

There are five students in the below average categories who have been catered for within the class programme and in some cases supported by teacher aide help.

Maori

Both Maori students in year 6, are well above the end of year expectation for reading.

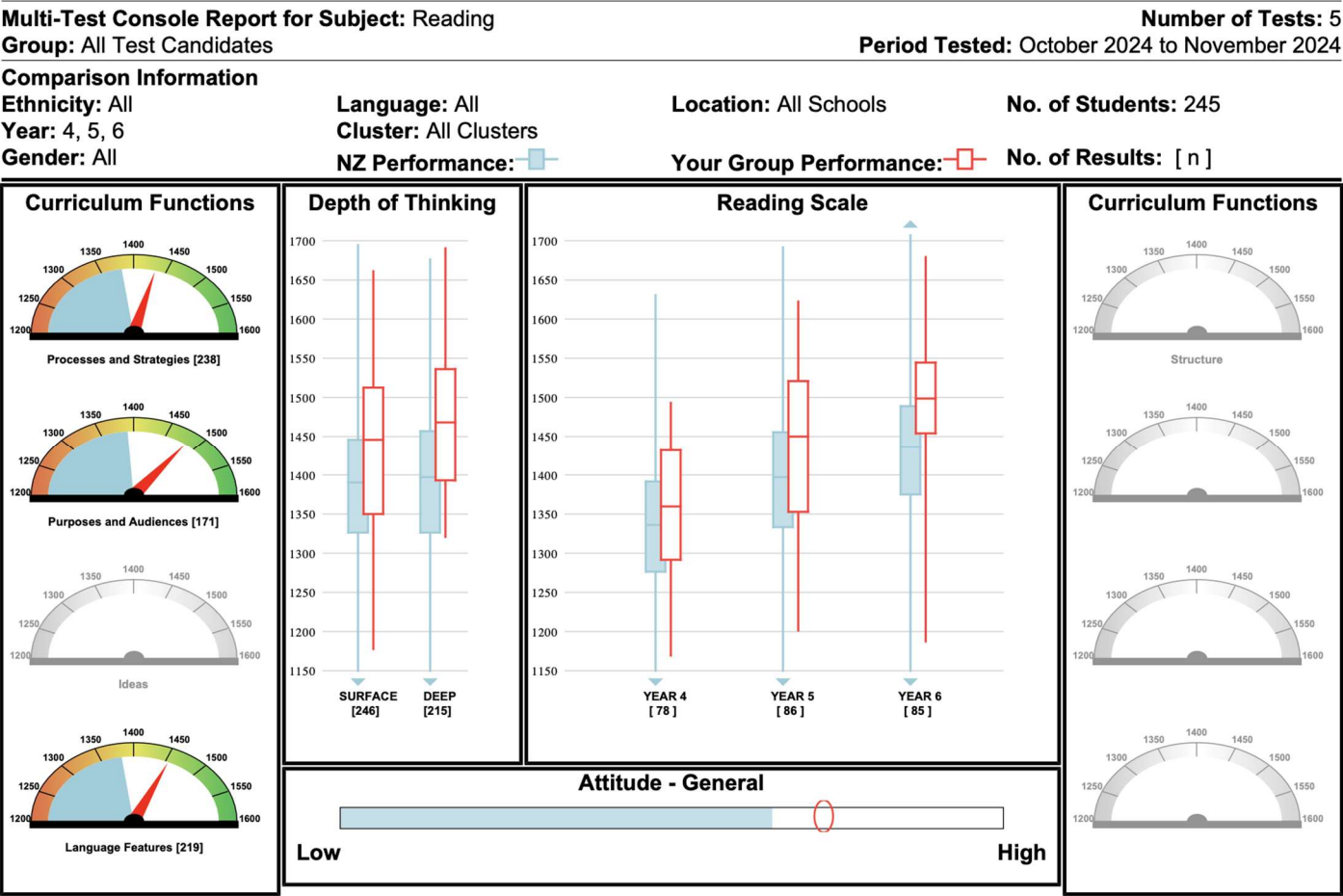
Pasifika

Both Pasifika students are also well above expectation for reading.

Reading E-Asttle

The e-asttle console report below was another way of measuring the year 4-6 reading performance for the end of 2024. Red indicates Hauraki School's performance compared with national performance depicted in blocks of blue. A pleasing attitude to reading is also noted, above the national norm

Further analysis indicates that overall, girls perform a little higher than boys at year 6, but in years 4 and 5 they were the same. European/Pakeha results are the strongest, with Maori and Pasifika only slightly behind. 'Other ethnicities' are a little lower again but still sit well above the national average.

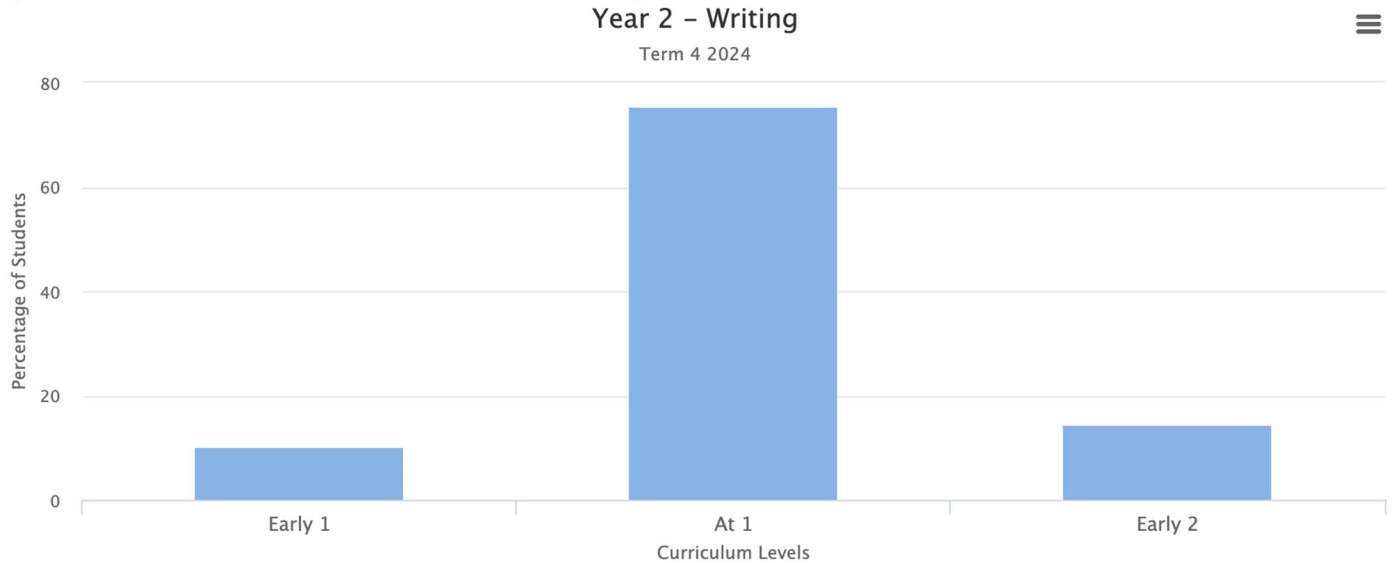


## Writing

### Year 2

#### *Performance Expectation*

**By the end of Year 2, students should be writing at curriculum level 1A or better.**



**90%** of students have achieved the end of year expectation for year 2 or are above. The seven students below are mostly the same children who are below in reading as well. The additional teacher and teacher aide support in classrooms is of great benefit to all students.

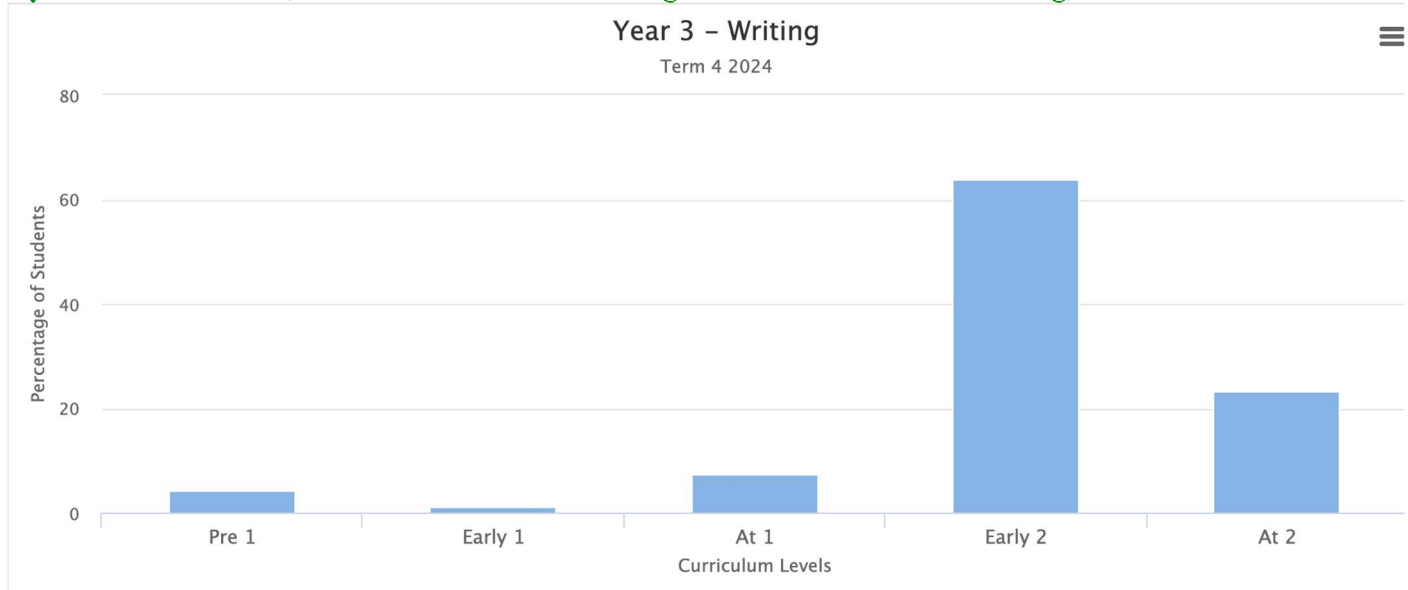
#### **Maori**

Of the four Maori students, three are achieving at or above expectation and the other student is below. There are no Pasifika students at this level.

### Year 3

#### *Performance Expectation*

**By the end of Year 3, students should be working towards level 2 with writing, i.e. at 2B or better.**



**87%** of students have achieved or are above the end of year expectation as indicated on the graph. This is similar to previous years.

Of the 11 students below expectation, most are new to Hauraki or ESOL. ESOL students have regular small group tuition with Mrs Reilly.

**Maori**

The six Maori students, are all achieving at expectation for writing.

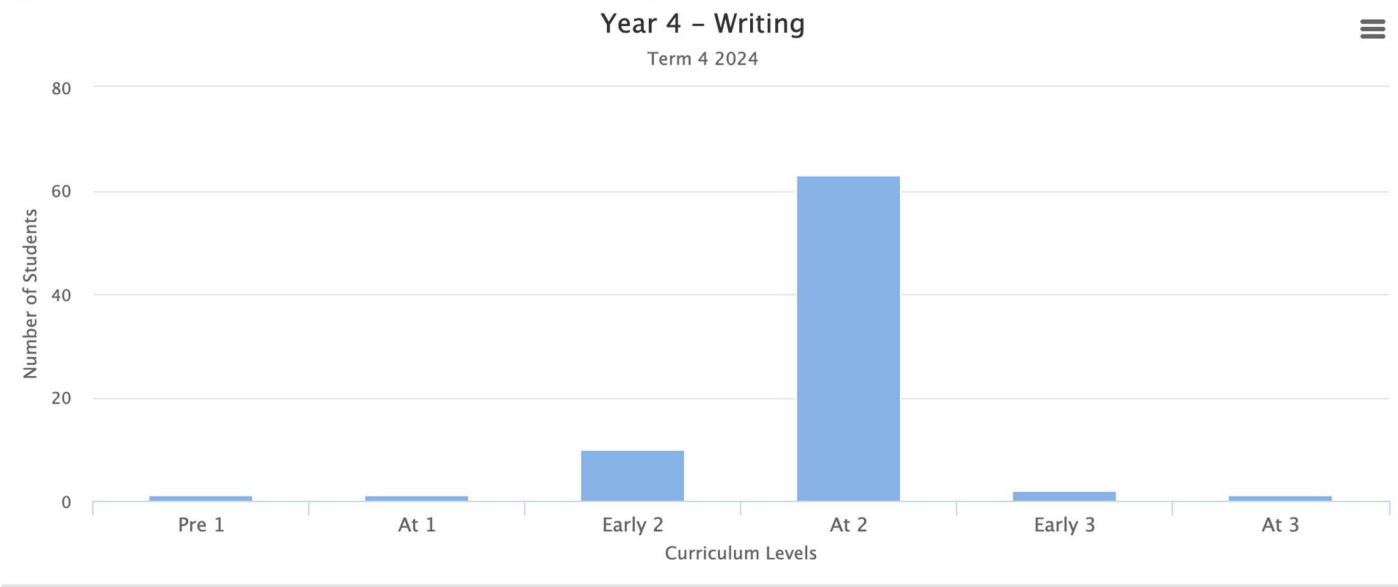
**Pasifika**

Both Pasifika students are achieving above expectation for writing.

**Year 4**

*Performance Expectation*

By the end of Year 4, students should be writing at level 2, i.e. 2P or better.



85% are at or above expectation compared to 87% at the end of 2022 and 80% at the end of 2023. Twelve students are below expectation. Below students are either new, ESOL, or special needs.

**Maori**

There are 7 Maori students in year 4, one is below and the other six are achieving at or above expectation.

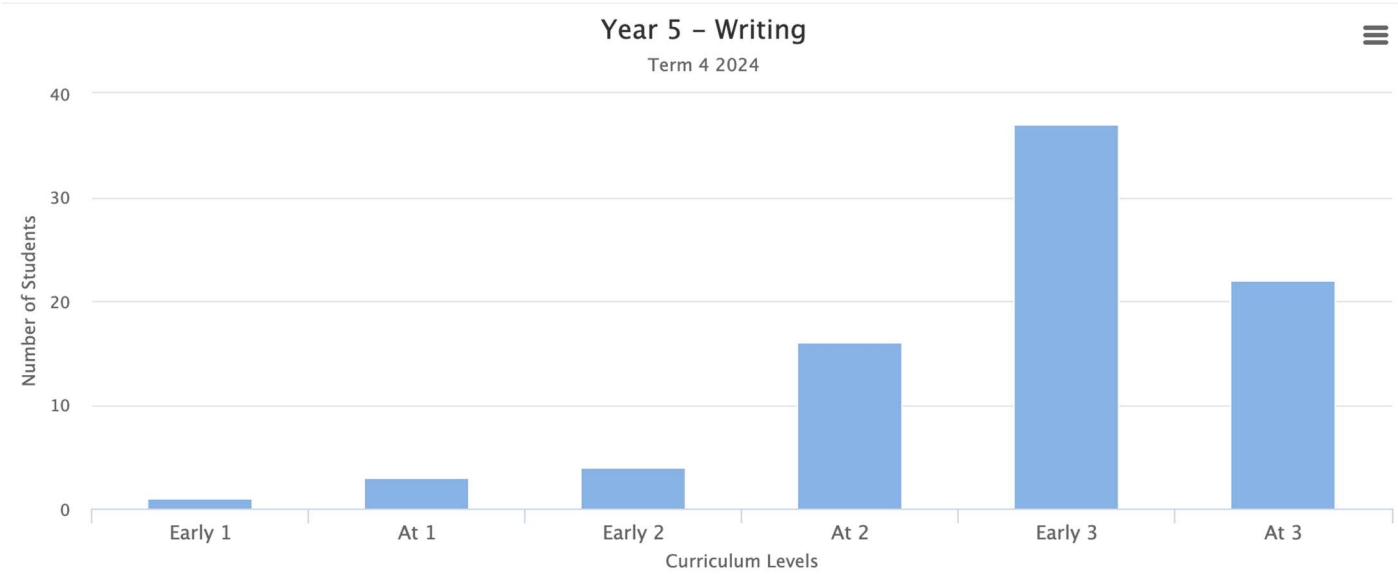
**Pasifika**

The one Pasifika student is achieving above expectation.

**Year 5**

*Performance Expectation*

By the end of Year 5, students should be working towards level 3 for writing chronological age, i.e. 3B or better.



**71%** are at or above expectation compared with 85% last year. 13 students are below and two well below. The latter are new to us and ESOL students.

37 students are just below expectation and a further 16 are further below. Some of these below students are catered for daily by specialist teacher, Mrs Christine Dean.

Of the other 8 students who are well below, six are ESOL and two have special learning needs and have had on going teacher aide support all year.

**Maori**

Of the five Maori students, one student is below expectation, and the other four are at or above expectation.

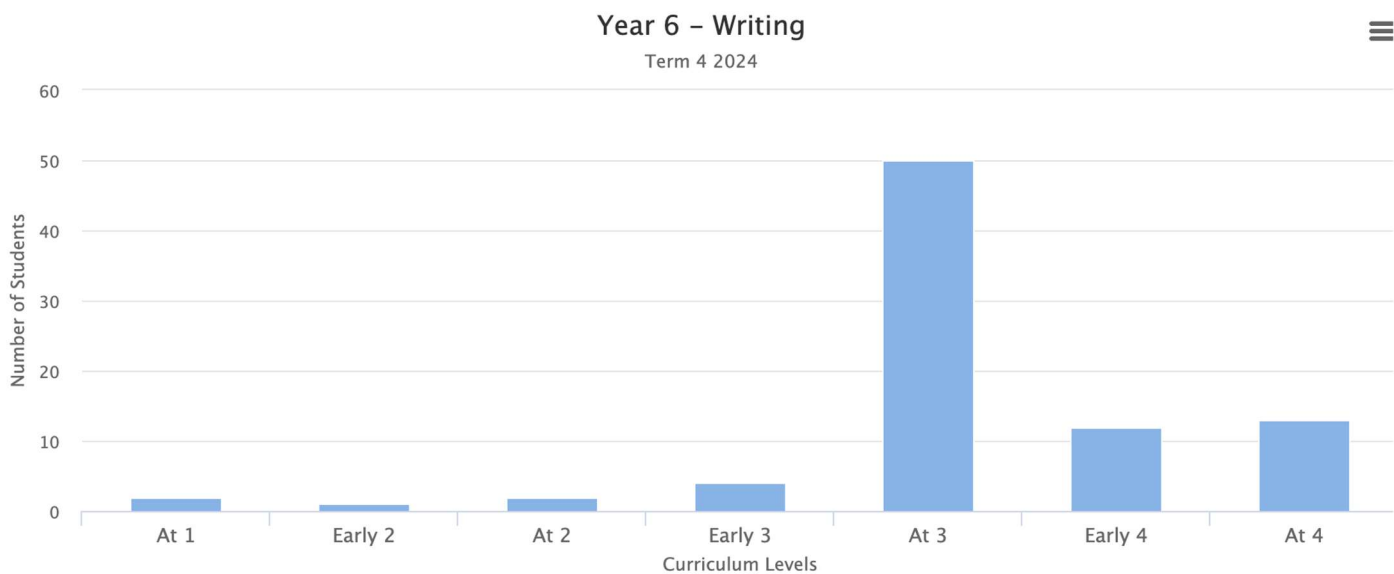
**Pasifika**

Both Pasifika students are achieving at expectation.

**Year 6**

***Performance Expectation***

**By the end of Year 6, students should be writing at curriculum level 3, i.e. 3P or better.**



**89%** of the year 6 students have achieved at or above the expected end of year writing curriculum expectation of 3P or better.

There are four students just below and three other ESOL students who are well below. Of these students most receive small group writing tuition with Mrs Dean four days a week and the ESOL students attend classes with ESOL teacher, Mrs Reilly. Some of these students are new to Hauraki. Another group of students have had small group extension writing opportunities with Miss Scavone all year.

The gender of students below expectation is evenly split between boys and girls.

The console report for e-asttle writing portrays a positive picture for our writing achievement that is well above national norms. Students also display a positive attitude towards writing that is significantly higher for the first three years at school and less so for years 4-6 but still above the national norm.

**Maori**

Of the two Maori students one is at expectation, and the other is well above.

**Pasifika**

The two Pasifika students are both below expectation for writing.

**Writing E-Asttle Reports**

The first e-asttle year 1- 2 console report below indicates that this cohort is achieving well above national norms. Children’s attitude also features strongly when compared with national norms.

The second console report below indicates very good performance at years 4 and 5 and superior performance at year 6 when compared with national norms. but at all levels the graph depicts writing results as being above national expectation. Attitude to writing is not quite as strong at the upper levels but still above national norms.

Differences in performance in accordance with gender is minimal across the school.





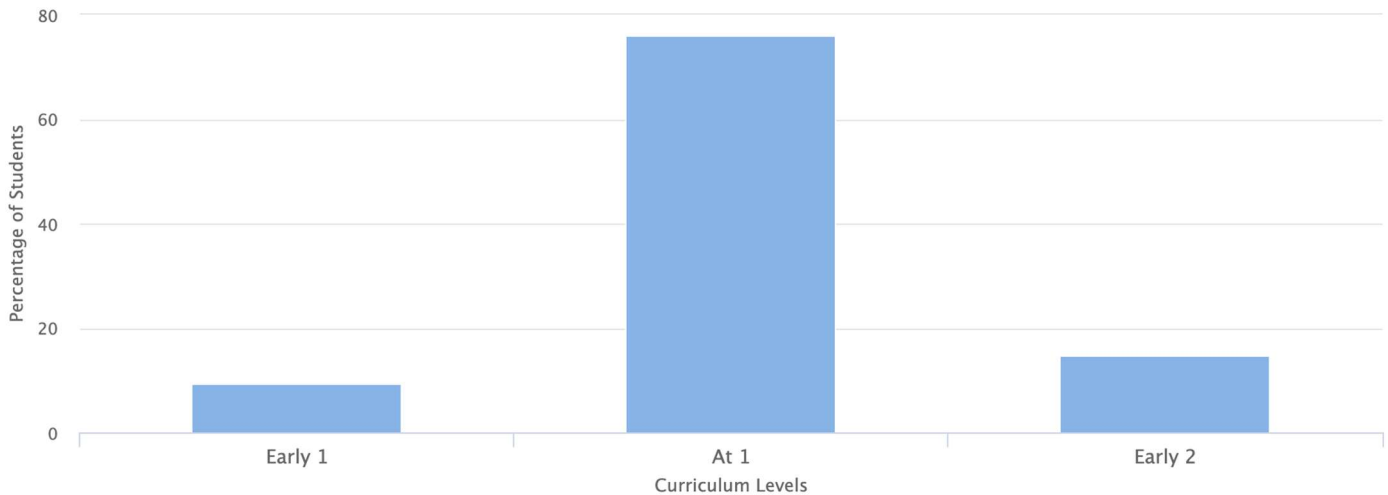
## Maths

### *Performance Expectation*

**By the end of year 2, students should be working at Level 1 of the National Curriculum, and be achieving at Gloss Stage 4 i.e. 1A or better.**

Year 2 – Best Fit

Term 4 2024



**91%** of year 2 students have achieved the end of year expectation or are above which is an improvement on last year's 84%. Five students are below expectation.

### **Maori**

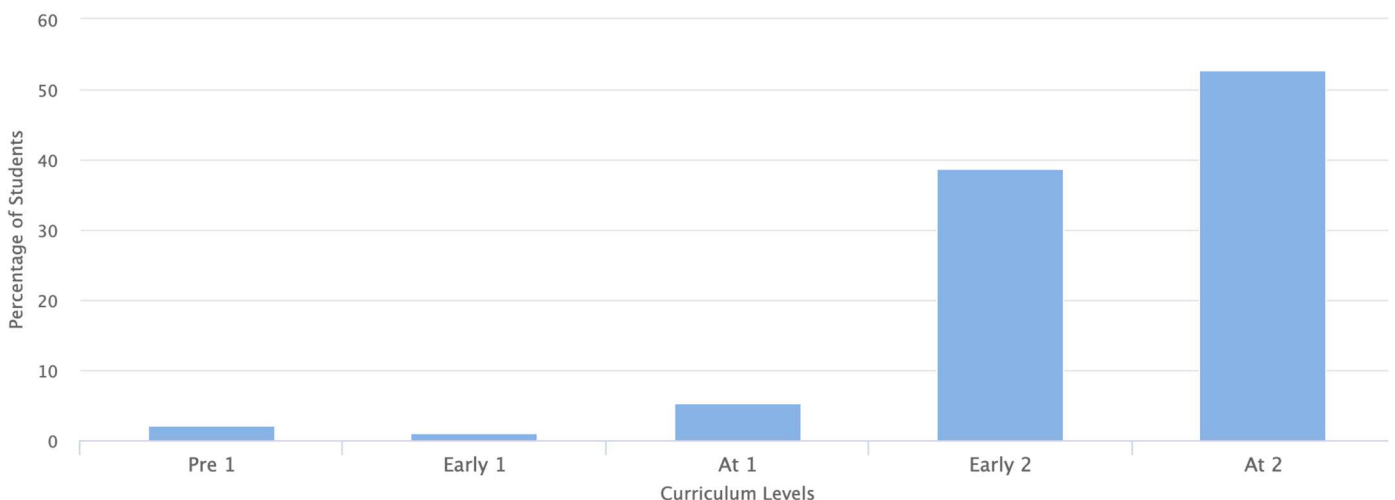
Of the four Maori students, three are at the end of the year expectation, and one is below. There are no Pasifika students at this level.

### *Performance Expectation*

**By the end of year 3, students should be working at early Level 2 of the National Curriculum, and be achieving at Gloss Early Stage 5 i.e. 2B or better.**

Year 3 – Best Fit

Term 4 2024



**91%** of students have achieved at or above curriculum expectation as depicted in the above bar graph. This compares to 86% at the end of 2022 and 85% at the end of 2023.

Eight students are below expectation and have been catered for within the classroom, and in some instances with teacher aide support.

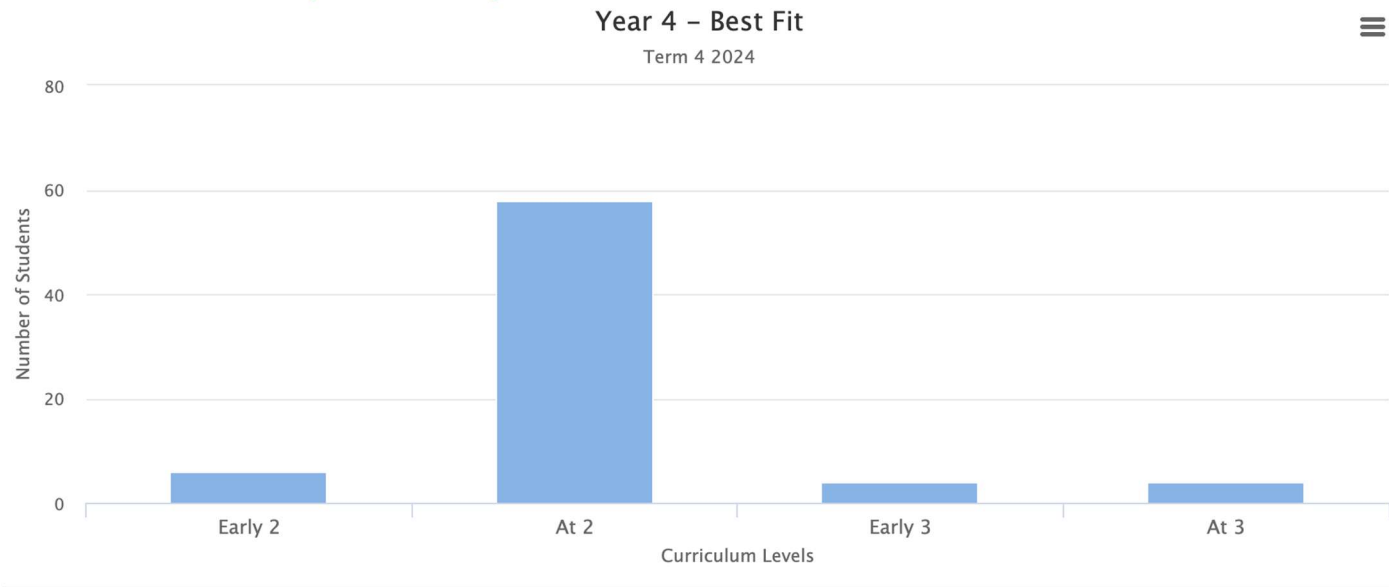
**Maori**

The 6 Maori students in year 3, four are all at expectation or above.

**Pasifika**

One Pasifika student is at expectation, and the other is above.

**By the end of year 4, students should be working at Level 2 of the New Zealand Curriculum. i.e 2P or better and be achieving at Gloss stage 5.**



**92%** of year 4 students have achieved curriculum expectation or better which is slightly better than recent previous years. Six students are below expectation and have been catered for in small groups as well as part of the class programme.

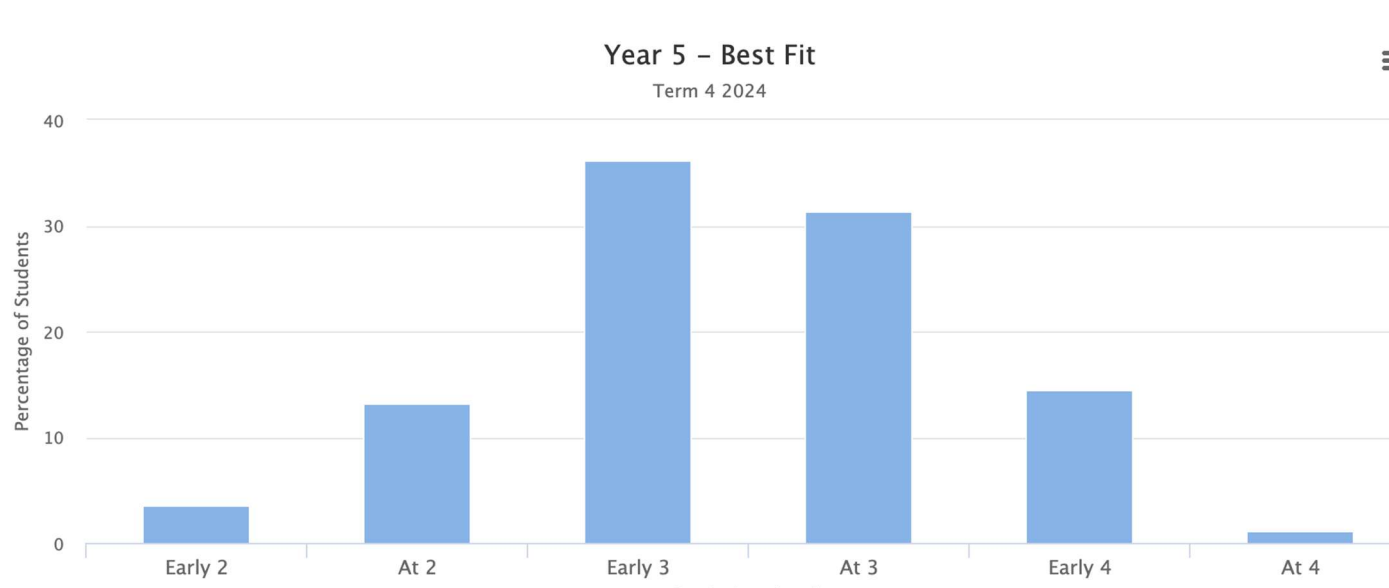
**Maori**

The seven Maori students have all achieved curriculum expectation or better for the end of the year.

**Pasifika**

The one Pasifika student is achieving above curriculum expectation in maths.

**By the end of year 5, students should be working at early Level 3 of the New Zealand Curriculum. i.e 3B or better and be achieving at Gloss stage 6.**



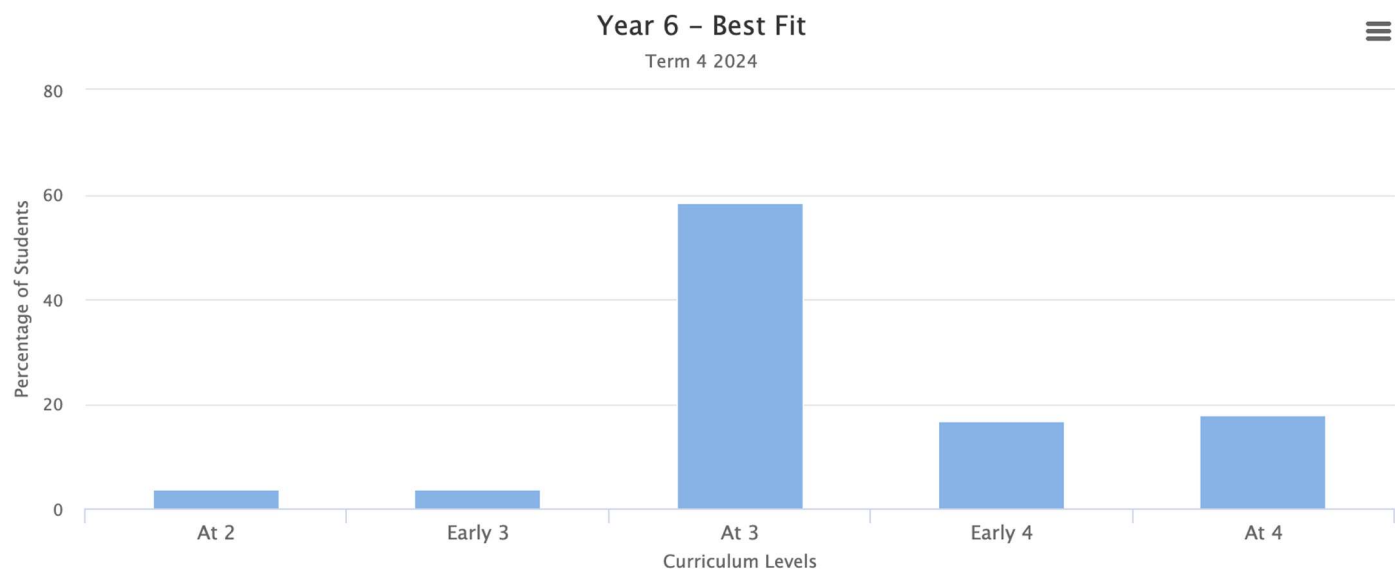
**83%** of year 5’s are working at the end of year expected level or better. There are 14 students below most of whom receive small group instruction four days a week from specialist, Mrs Dean. In this group there are three students with special learning needs.

A number of high performing students have been taught by Miss Mel Scavone, extension teacher this year and performed admirably.

**Maori**  
One Maori student below expectation, and the other four are at or above expectation. One student is well above.

**Pasifika**  
Both Pasifika students have achieved above expectation.

**By the end of year 6, students should be working at Level 3 of the New Zealand Curriculum. i.e 3P or better and be achieving at Gloss stage 6.**



**93%** of year 6’s have achieved the end of year expectation or better which is similar to the last couple of years. The six students below have received specialist help from Mrs Dean and are taught in a small group four days a week. The majority of students in the above categories have been taught by extension teacher, Mrs Mel Scavone and as well as outstanding classroom performance have achieved impressive results in varying international tests and competitions.

**Maori**  
Both Maori students have achieved above curriculum expectation.


**Pasifika**  
Of the two Pasifika students one is at expectation and the other is above.

**Maths E-Asttle Report**

The e-asttle report below is another means that supports a pleasing level of achievement for year 4-6 students in maths. The level attained for each of years 4, 5, and 6 is noteworthy when compared with national norms. The attitude towards maths of all year 4-6 students sits just above the national norm. Further analysis suggests that while male and female perform strongly overall, males consistently achieve more highly than females across the three year levels. A notable feature is the outstanding performance of our Maori and Pasifika students in maths when compared with national norms.

Comparison Information

Ethnicity: All  
Year: 4, 5, 6  
Gender: All

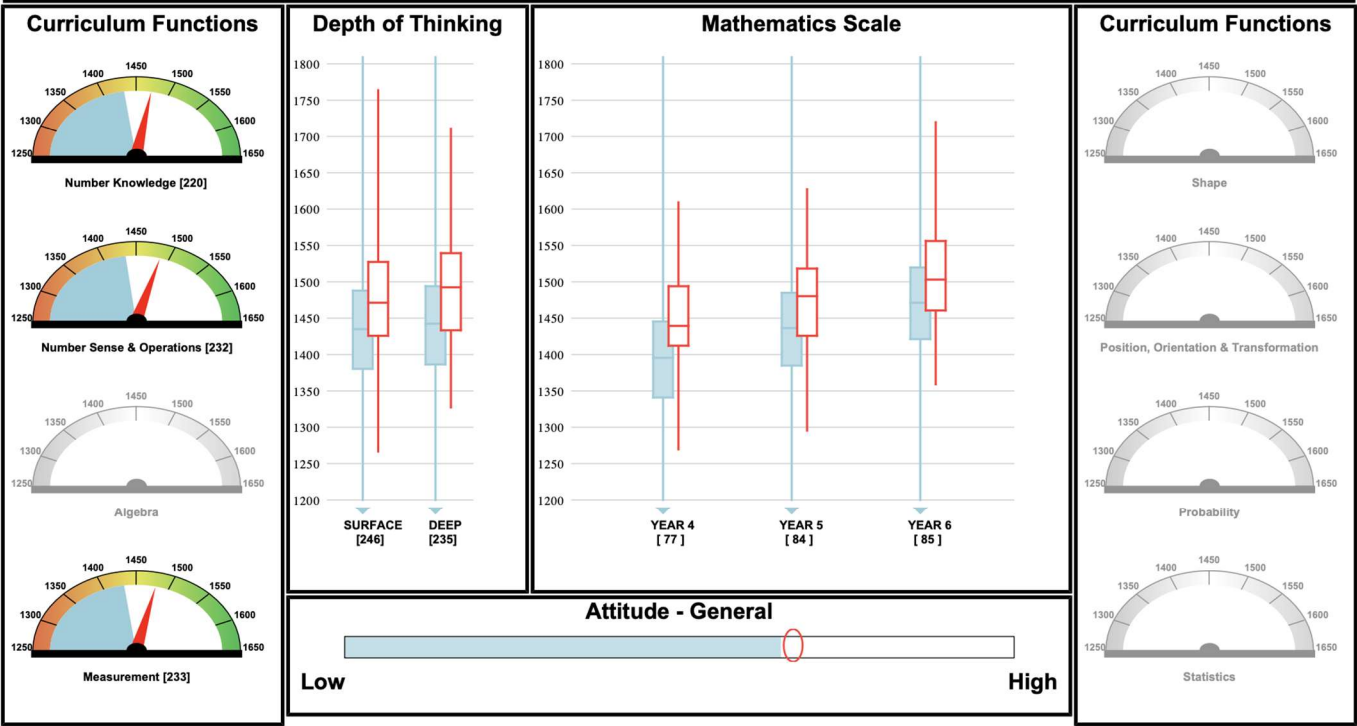
Language: All  
Cluster: All Clusters  
NZ Performance: 

Location: All Schools

No. of Students: 245

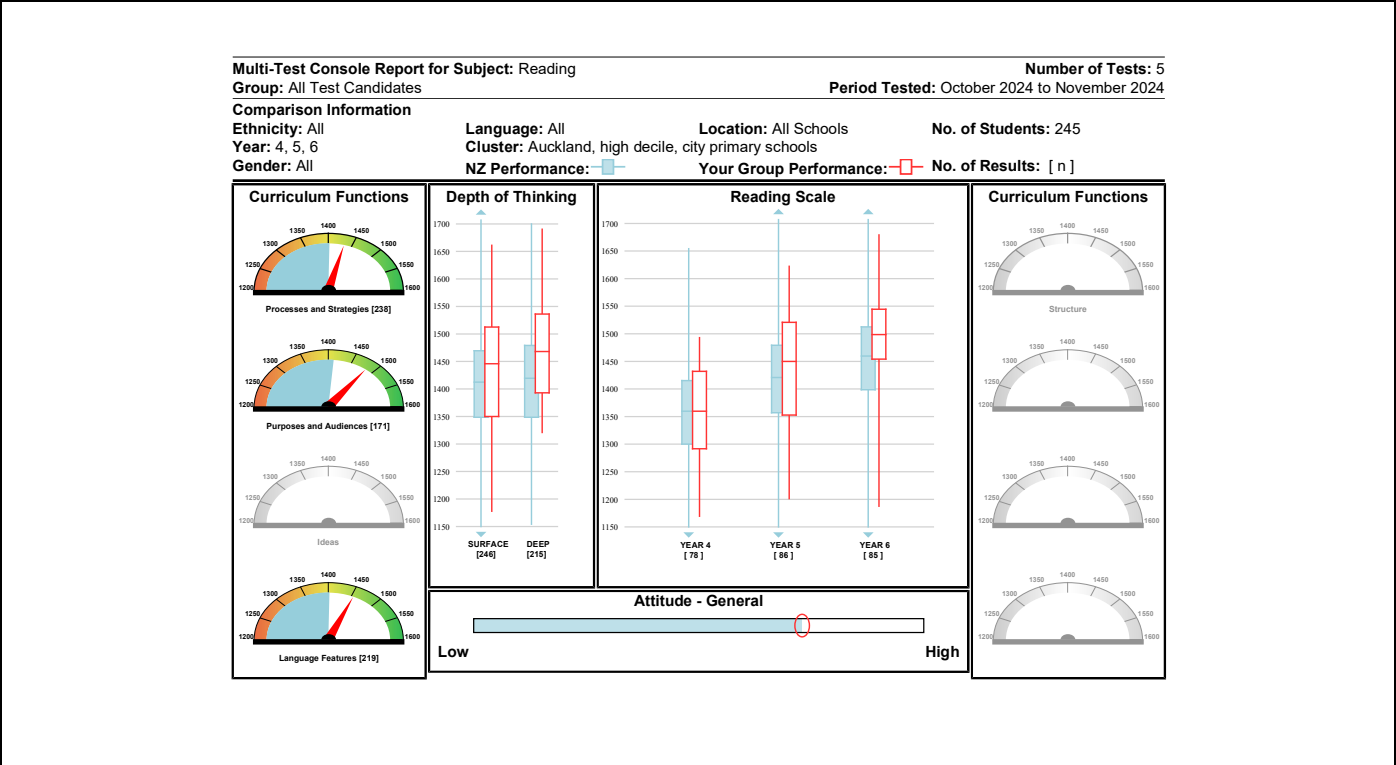
Your Group Performance: 

No. of Results: [ n ]



The following Console tables give an indication of our achievement levels at Hauraki School compared with other schools of similar socio- economic status.

Reading



# Writing

Multi-Test Console Report for Subject: Writing

Group: All Test Candidates

Number of Tests: 3

Period Tested: October 2024 to October 2024

Comparison Information

Ethnicity: All


Language: All


Location: All Schools

No. of Students: 245

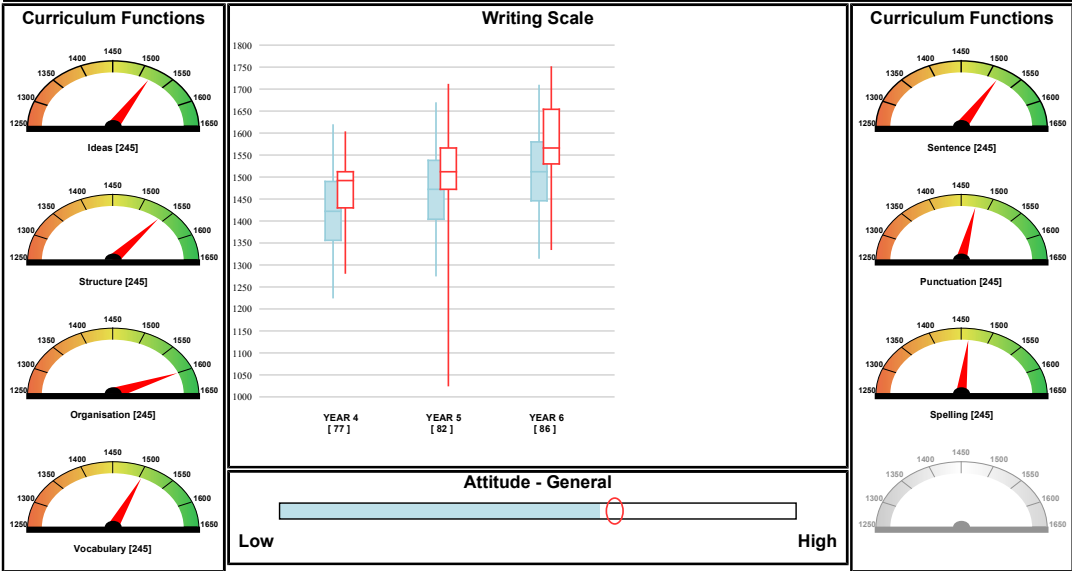
Year: 4, 5, 6

Cluster: Auckland, high decile, city primary schools

NZ Performance: 

Your Group Performance:  No. of Results: [ n ]

Gender: All



Note: Norms are not available for individual elements in Writing.

# Maths

Multi-Test Console Report for Subject: Mathematics

Group: All Test Candidates

Number of Tests: 5

Period Tested: October 2024 to November 2024

Comparison Information

Ethnicity: All


Language: All


Location: All Schools

No. of Students: 245

Year: 4, 5, 6

Cluster: Auckland, high decile, city primary schools

NZ Performance: 

Your Group Performance:  No. of Results: [ n ]

Gender: All

